

CTT – Correios de Portugal, S.A.

6th Annual Haitong Iberian Conference

London, 13 January 2017



DISCLAIMER

This document has been prepared by CTT – Correios de Portugal, S.A. (the “Company” or “CTT”) exclusively for use during the 6th Annual Haitong Iberian Conference. As a consequence thereof, this document may not be disclosed or published, nor used by any other person or entity, for any other reason or purpose without the express and prior written consent of CTT. This document (i) may contain summarised information and be subject to amendments and supplements, and (ii) the information contained herein has not been verified, reviewed nor audited by any of the Company's advisors or auditors. Except as required by applicable law, CTT does not undertake any obligation to publicly update or revise any of the information contained in this document. Consequently, the Company does not assume liability for this document if it is used for a purpose other than the above. No express or implied representation, warranty or undertaking is made as to, and no reliance shall be placed on, the accuracy, completeness or correctness of the information or the opinions or statements expressed herein. Neither the Company nor its subsidiaries, affiliates, directors, employees or advisors assume liability of any kind, whether for negligence or any other reason, for any damage or loss arising from any use of this document or its contents. Neither this document nor any part of it constitutes a contract, nor may it be used for incorporation into or construction of any contract or agreement.

This document has an informative nature and does not constitute, nor must it be interpreted as, an offer to sell, issue, exchange or buy any financial instruments (namely any securities issued by CTT or by any of its subsidiaries or affiliates), nor a solicitation of any kind by CTT, its subsidiaries or affiliates. Distribution of this document in certain jurisdictions may be prohibited, and recipients into whose possession this document comes shall be solely responsible for informing themselves about, and observing any such restrictions. Moreover, the recipients of this document are invited and advised to consult the public information disclosed by CTT on its website (www.ctt.pt) as well as on the Portuguese Securities Exchange Commission's website (www.cmvm.pt). In particular, the contents of this presentation shall be read and understood in light of the financial information disclosed by CTT, through such means, which prevail in regard to any data presented in this document. By attending the meeting where this presentation is made and reading this document, you agree to be bound by the foregoing restrictions.

FORWARD-LOOKING STATEMENTS

This presentation contains forward-looking statements. All the statements herein which are not historical facts, including, but not limited to, statements expressing our current opinion or, as applicable, those of our directors regarding the financial performance, the business strategy, the management plans and objectives concerning future operations and investments are forward-looking statements. Statements that include the words “expects”, “estimates”, “foresees”, “predicts”, “intends”, “plans”, “believes”, “anticipates”, “will”, “targets”, “may”, “would”, “could”, “continues” and similar statements of a future or forward-looking nature identify forward-looking statements.

All forward-looking statements included herein involve known and unknown risks and uncertainties. Accordingly, there are or will be important factors that could cause our actual results, performance or achievements to differ materially from those indicated in these statements. Any forward-looking statements in this document reflect our current views with respect to future events and are subject to these and other risks, uncertainties and assumptions relating to the results of our operations, growth strategy and liquidity, and the wider environment (specifically, market developments, investment opportunities and regulatory conditions).

Although CTT believes that the assumptions beyond such forward-looking statements are reasonable when made, any third parties are cautioned that forward-looking information and statements are subject to various risks and uncertainties, many of which are difficult to predict and generally beyond the control of CTT, what could cause the models, objectives, plans, estimates and/or projections to be materially reviewed and/or actual results and developments to differ materially from those expressed in, or implied or projected by, the forward-looking information and statements.

Forward-looking statements (in particular, the objectives, estimates and projections as well as the corresponding assumptions) do neither represent a commitment regarding the models and plans to be implemented, nor are they guarantees of future performance, nor have they been reviewed by the auditors of CTT. You are cautioned not to place undue reliance on the forward-looking statements herein.

All forward-looking statements included herein speak only as at the date of this presentation. Except as required by applicable law, CTT does not undertake any obligation to publicly update or revise any forward-looking statements, whether as a result of new information, future events or otherwise.

01. Sector & company overview

02. Key highlights - 9M16

03. Strategy update

04. Recent developments



POSTAL SECTOR OVERVIEW: THE GLOBAL POSTAL SECTOR IS NOW WELL DIVERSIFIED AND DRIVES THE FULFILMENT OF THE “INTERNET OF THINGS”



€424.4bn postal industry revenues

+2.8% postal industry revenues growth

37.7% mail share of industry revenues

-4.8% decrease in mail volumes

+0.0% mail revenues growth

+7.2% growth in parcels volumes

+6.1% parcels revenues growth

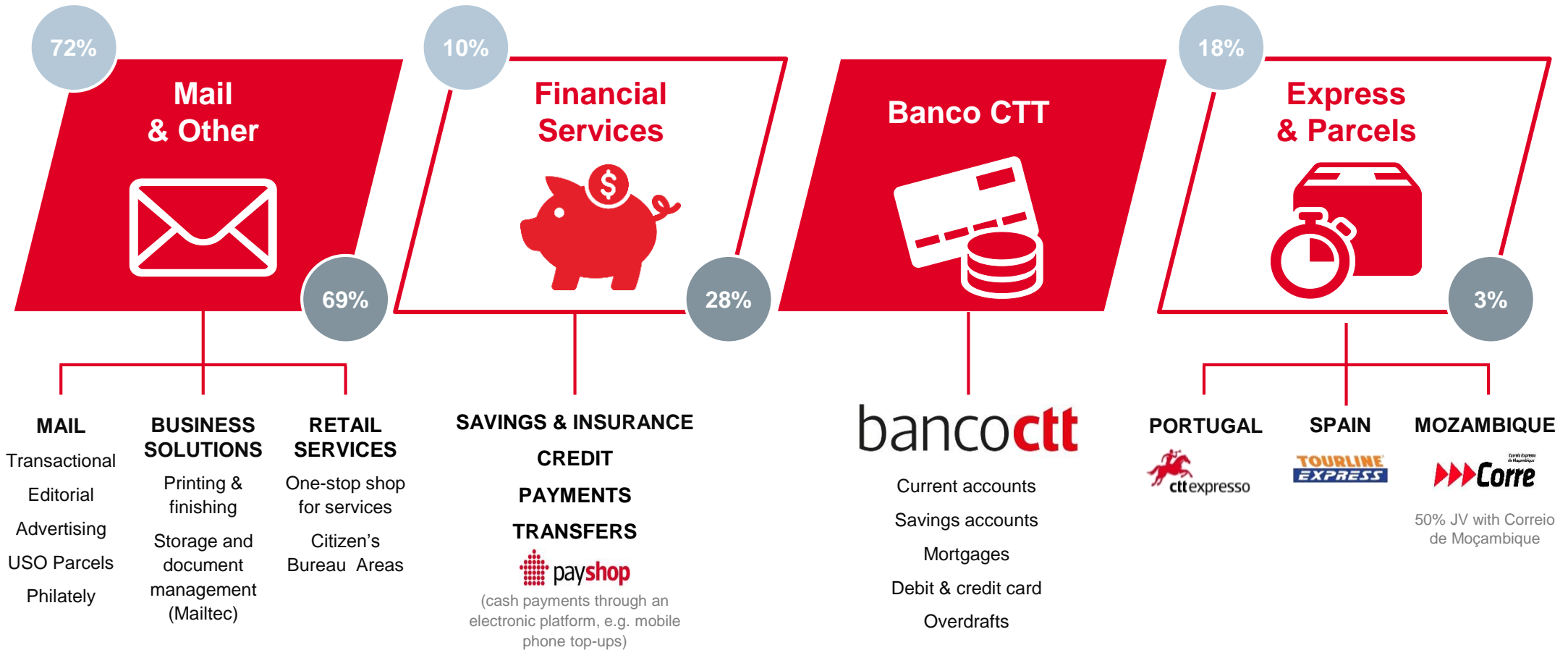
POSTAL SECTOR OVERVIEW: GOING THROUGH A SIGNIFICANT TRANSFORMATION PHASE IN ORDER TO ADAPT TO NEW MARKET TRENDS



PEOPLE
AND THINGS
STILL NEED
TO BE
PHYSICALLY
CONNECTED



CTT OVERVIEW: A MODERN AND DYNAMIC POSTAL SERVICES OPERATOR WITH A DIVERSIFIED PORTFOLIO OF BUSINESSES



Indisputable market leader with industry-leading margins

Leveraging on a strong brand name, a historical track record and a Retail Network comparable in size to those of the major Portuguese banks

Economies of scale and market-leading position in Portugal; relevant operation in Spain based on a franchisee model

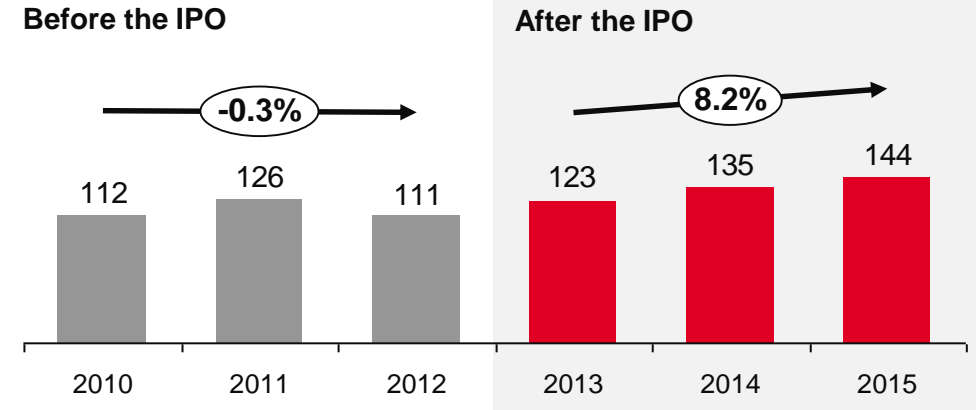
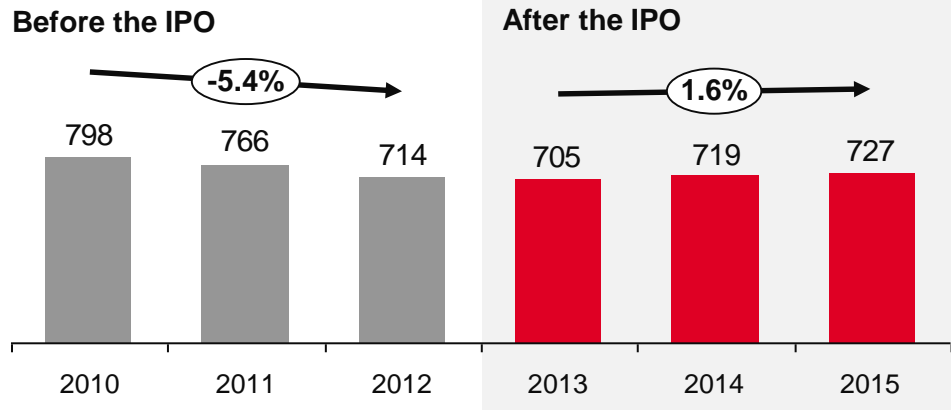
% of 2015 Recurring revenues¹ (€727m) % of 2015 Recurring EBITDA (€144m)

CTT OVERVIEW: DELIVERING ON THE PROMISE OF THE IPO AND REPORTING CONSISTENTLY STRONG RESULTS



Reversing the revenues ¹ declining trend (€ million)

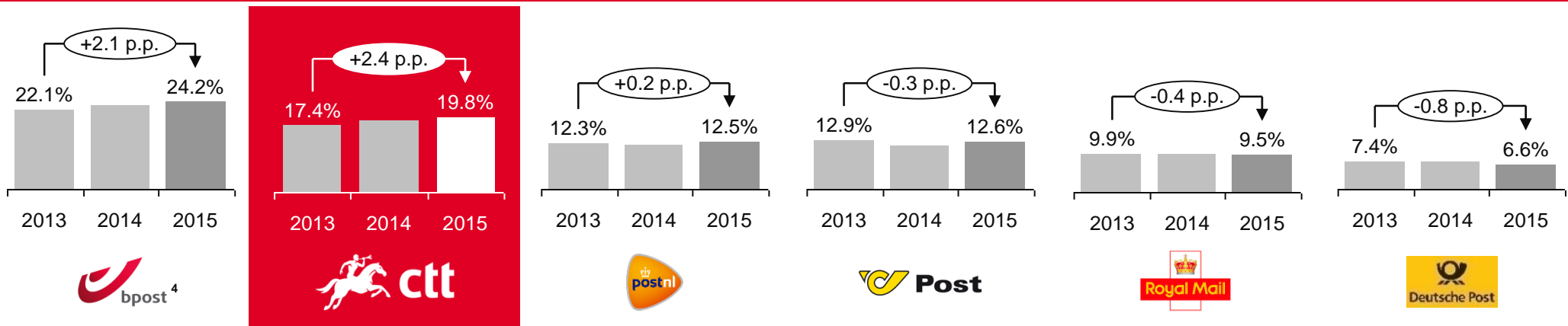
Strong recurring EBITDA ² growth (since 2012) (€ million)



○ CAGR ▭ Recurring EBITDA margin



Industry-leading EBITDA margins ³



¹ Reported revenues including income related to CTT Central Structure and Intragroup Eliminations; ² Excluding amortisation, depreciation, provisions, impairment losses, non-recurring revenues and non-recurring costs; ³ Source: Annual Reports – excluding non-recurring items. Royal Mail fiscal year ends in March (e.g. 2015 refers to the period between Apr-14 and Mar-15); ⁴ Receives government subsidies.

01. Sector & company overview

02. Key highlights – 9M16

03. Strategy update

04. Recent developments



KEY HIGHLIGHTS: 9M16 RECURRING EBITDA EXCLUDING BANCO CTT DECLINES BY ONLY 2.3% (11.9% INCREASE IN 3Q16, DRIVEN BY RECOVERY IN FS, AS EXPECTED)



Financial and operational performance

€ million, except when otherwise indicated

Financial indicators:	Including Banco CTT			Excluding Banco CTT ⁴		
	9M15	9M16	Δ%	9M15	9M16	Δ%
Recurring revenues ¹	538.1	517.1	-3.9%	538.1	516.6	-4.0%
Recurring operating costs ²	433.3	426.1	-1.6%	430.5	411.5	-4.4%
Recurring EBITDA ^{1,2}	104.8	91.0	-13.2%	107.6	105.1	-2.3%
Recurring net profit ³	59.8	48.7	-18.6%	61.8	59.4	-3.9%
Reported net profit	50.6	46.0	-9.1%	56.3 ⁵	62.5 ⁵	11.1%



Addressed mail
(million items)



Unaddressed mail
(million items)



Parcels ⁶
(million items)



FS savings flows ⁷
(€ billion)



Banco CTT current accounts
(thousand)

9M16 volumes	592.2	361.4	19.3	3.6	45.1
9M16 vs. 9M15	-3.1%	+4.8%	-7.2%	-17.9%	N/A

¹ Excluding non-recurring revenues of €1.7m recognised in 9M16 as a result of the early termination of a vacant building lease contract.

² Excluding amortisation, depreciation, provisions, impairment losses and non-recurring costs affecting EBITDA of €7.4m in 9M15 (€4.8m related to Banco CTT) and €9.8m in 9M16 (€5.4m related to Banco CTT).

³ Considers the theoretical (nominal) tax rate of CTT.

⁴ Excluding Banco CTT revenues and costs booked in Banco CTT, FS and Mail & other business units.

⁵ Considers the effective tax rate for the period of CTT S.A. and Banco CTT.

⁶ Including Portugal (10.5 million items; -2.1%), Spain (8.7 million items; -12.7%), and Mozambique (0.1 million items; 0.0%).

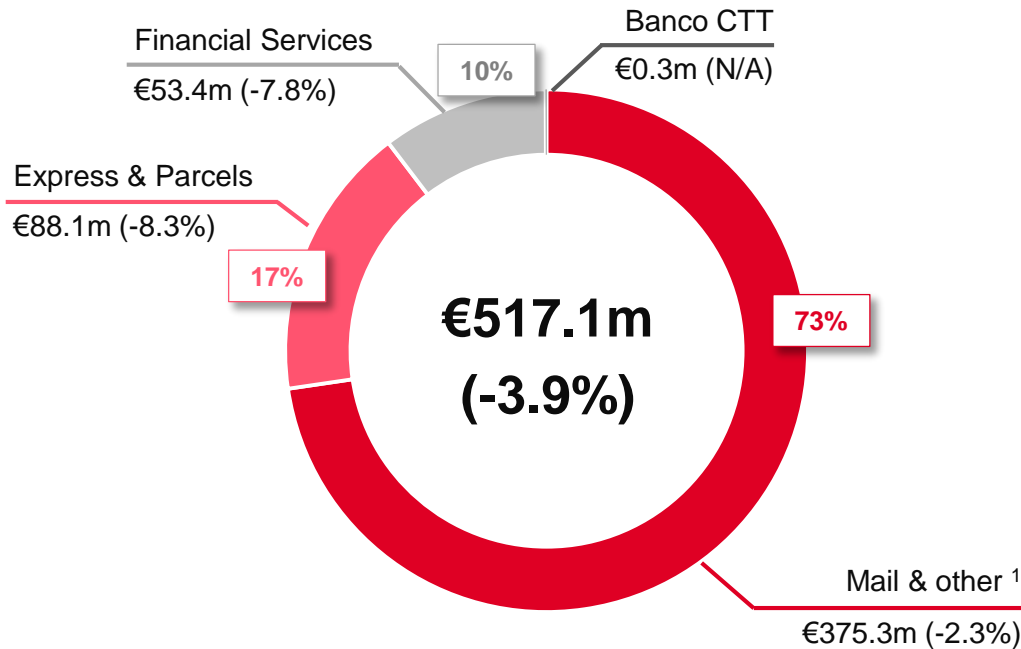
⁷ Including savings & insurance products placements and redemptions. 9M16 placements amount to €2.9bn. €2.2bn were placed in a single month in Jan-15.

KEY HIGHLIGHTS: REVENUES EVOLUTION INFLUENCED BY MIX EFFECT IN MAIL, RESTRUCTURING IN SPAIN & STILL SKEWED (DUE TO A STRONG JAN-15) COMP IN FS



9M16 recurring revenues

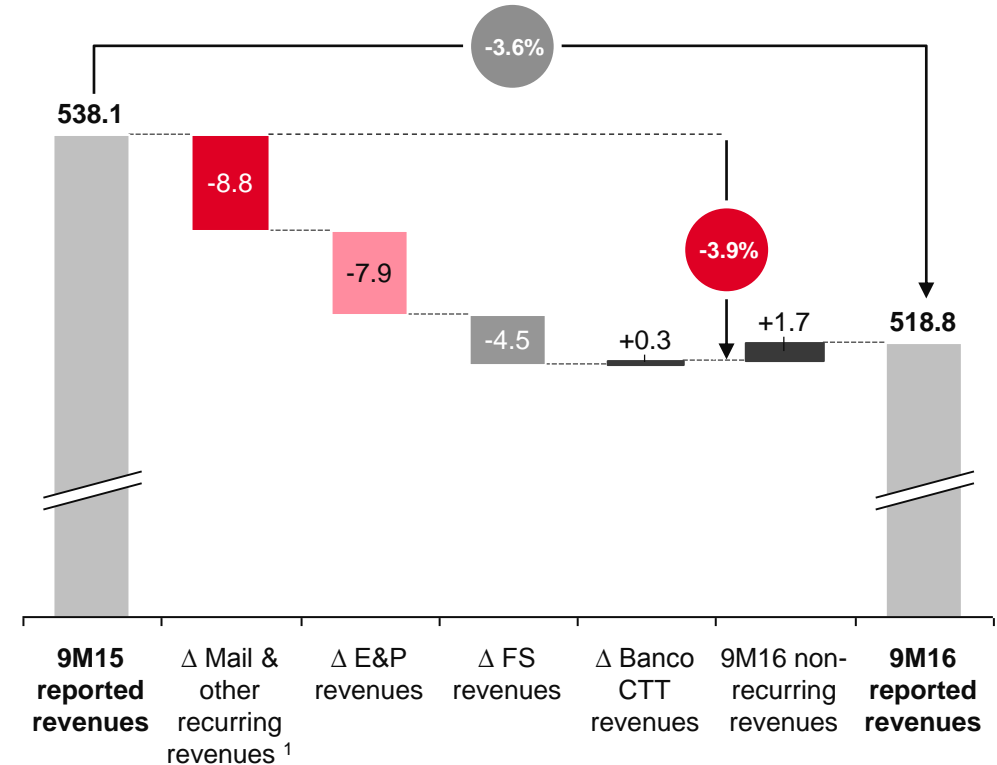
€ million; % change vs. prior year; % of total



X% % of total

Revenues breakdown

€ million



- **FS recovers strongly in 3Q16 as savings & insurance placements maintain FY15 pace**, although 9M16 revenues comparison is still affected by the extraordinary effect of the placement of €2.2bn of public debt certificates in Jan-15
- E&P affected primarily by the **acceleration of the restructuring process in Spain**, resulting in volumes (-12.7%) and revenues (-€5.2m) decline in the region
- **Mail & other revenues decline mainly due to negative mix effect** (drop in registered mail) and lower FS sales in the Retail Network

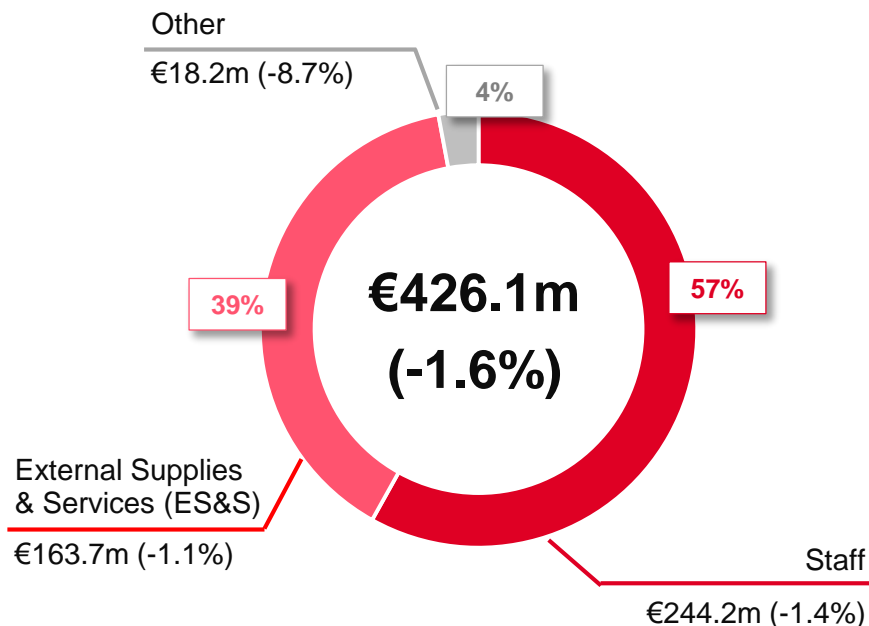
¹ Including income related to CTT Central Structure and Intragroup Eliminations amounting to -€26.9m in 9M15 and -€22.6m in 9M16.

KEY HIGHLIGHTS: EFFICIENCY MEASURES DRIVE 4.4% REDUCTION IN COMPARABLE RECURRING OPERATING COSTS (EXCLUDING BANCO CTT)



9M16 recurring operating costs ¹

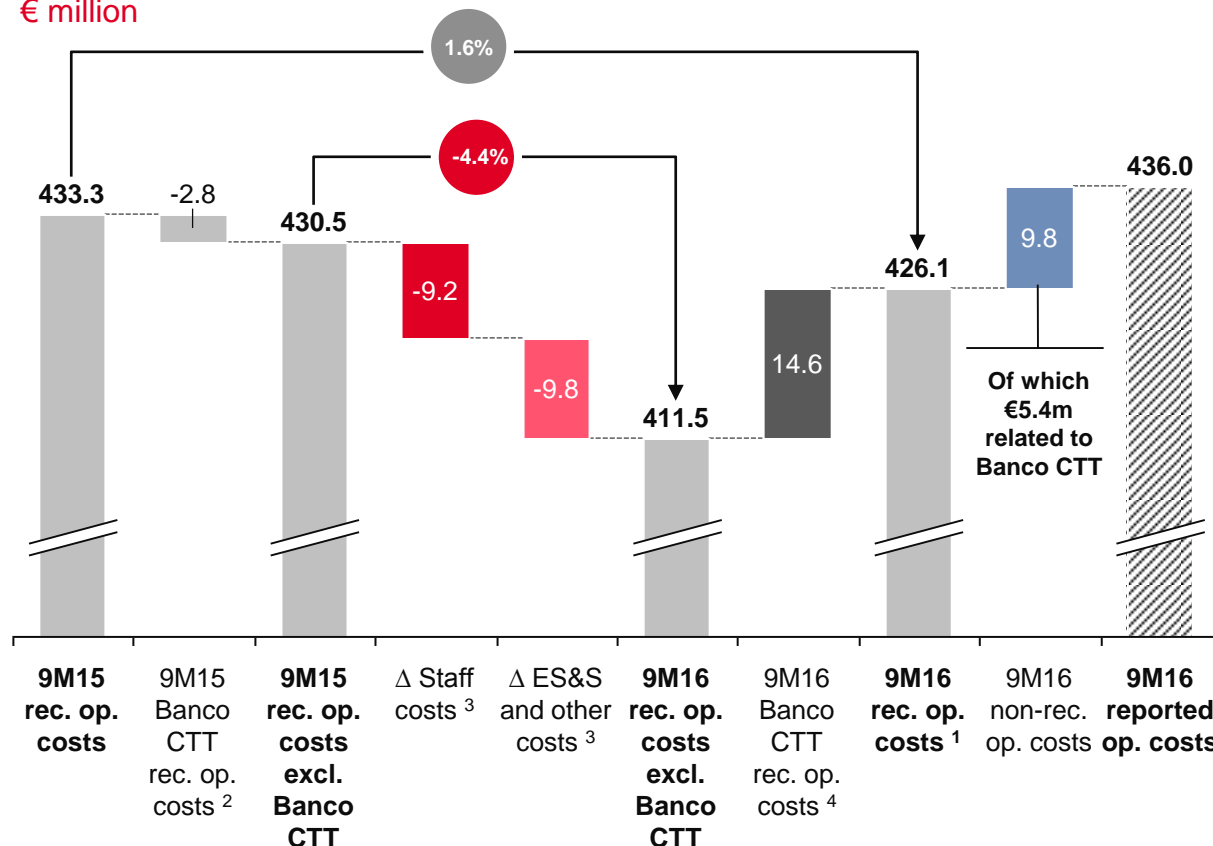
€ million; % change vs. prior year; % of total



X% % of total

Operating costs breakdown

€ million



- **Staff costs decline** primarily due to the implemented variable remuneration policy (€6.2m impact) and the full impact of the revised Company Agreement, decline in Tourline staff costs (€2.8m), the reduction in the telephone subscription fee benefit (€1.8m), partially offset by Banco CTT recurring staff costs increase (€5.9m) and by the extension of the coverage of work accidents insurance to the “Caixa Geral de Aposentações” workers (€0.9m)
- Outsourcing savings from networks integration (€2.4m) & other smaller **efficiency measures fully absorb Banco CTT recurring ES&S costs (€7.7m)**

¹ Excluding amortisation, depreciation, provisions, impairment losses and non-recurring costs affecting EBITDA of €7.4m in 9M15 (€4.8m related to Banco CTT) and €9.8m in 9M16 (€5.4m related to Banco CTT).

² Booked in FS business unit (€1.1m Staff costs and €1.7m ES&S costs).

³ Excluding Banco CTT recurring op. costs: €2.8m in 9M15 (booked in FS business unit) and €14.6m in 9M16 (€14.9m booked in Banco CTT business unit, -€0.3m in Mail business unit).

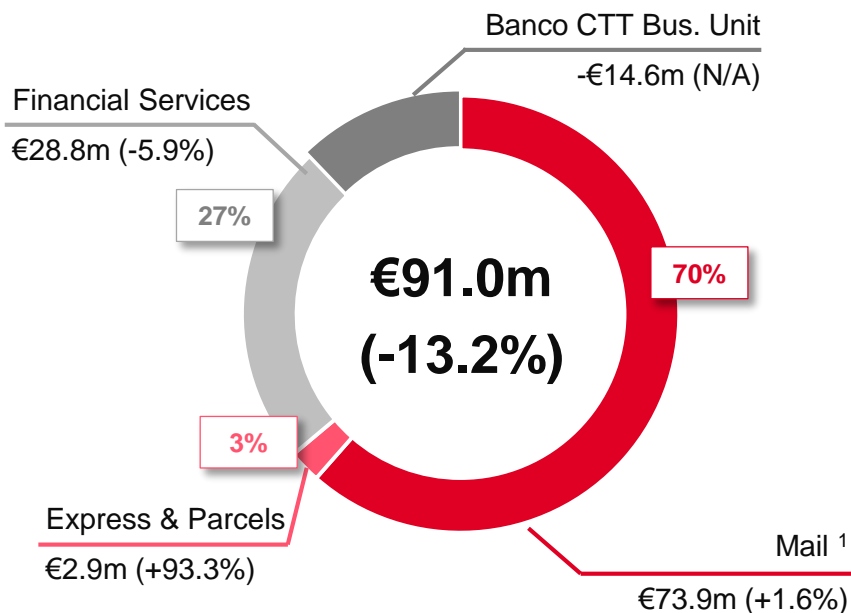
⁴ Booked in Banco CTT business unit (€14.9m, of which €7.0m Staff costs and €7.9m ES&S and other costs) and in Mail business unit (-€0.3m of which -€0.3m Staff costs and €0.1m ES&S and other costs).

KEY HIGHLIGHTS: DOUBLE-DIGIT GROWTH IN 3Q16 (RECURRING EBITDA, EXCLUDING BANCO CTT) SUPPORTS A SMALL DECLINE IN THE 9M16 RESULTS



9M16 recurring EBITDA

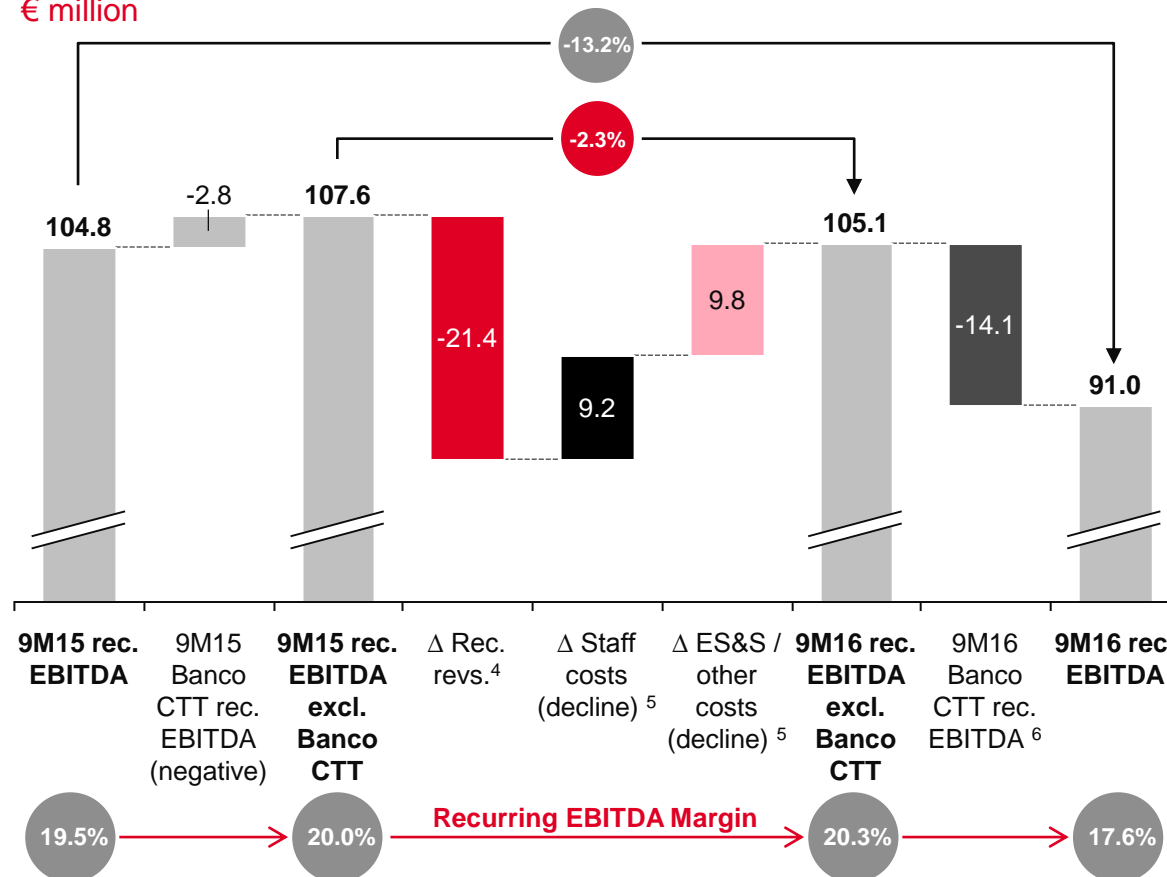
€ million; % change vs. prior year; % of total



X% % of total ²

Recurring EBITDA ³ breakdown

€ million



Recurring EBITDA excluding Banco CTT increases 11.9% in 3Q16, as a result of a strong performance in Financial Services (the skewed comparison effect with 2015 in the savings & insurance product line fading away as the year progresses), driving also margin increase

¹ Including -€0.3m Banco CTT recurring operating costs booked in Mail business unit.

² Excluding -€14.6m Banco CTT business unit recurring EBITDA.

³ Excluding non-recurring revenues of €1.7m in 9M16 and non-recurring operating costs affecting EBITDA of €7.4m in 9M15 (€4.8m related to Banco CTT) and €9.8m in 9M16 (€5.4m related to Banco CTT).

⁴ Excluding Banco CTT recurring revenues: €0.5m in 9M16 (€0.3m booked in Banco CTT business unit and €0.2m in Central Structure).

⁵ Excluding Banco CTT recurring op. costs: €2.8m in 9M15 (booked in FS business unit) and €14.6m in 9M16 (€14.9m booked in Banco CTT business unit and -€0.3m in Mail business unit).

⁶ Booked in Banco CTT business unit (-€14.6m) and in Mail & other (€0.5m).

KEY HIGHLIGHTS: BALANCE SHEET OPTIMISATION MEASURES AND BANCO CTT LAUNCH IMPACT THE CASH FLOW IN THE PERIOD



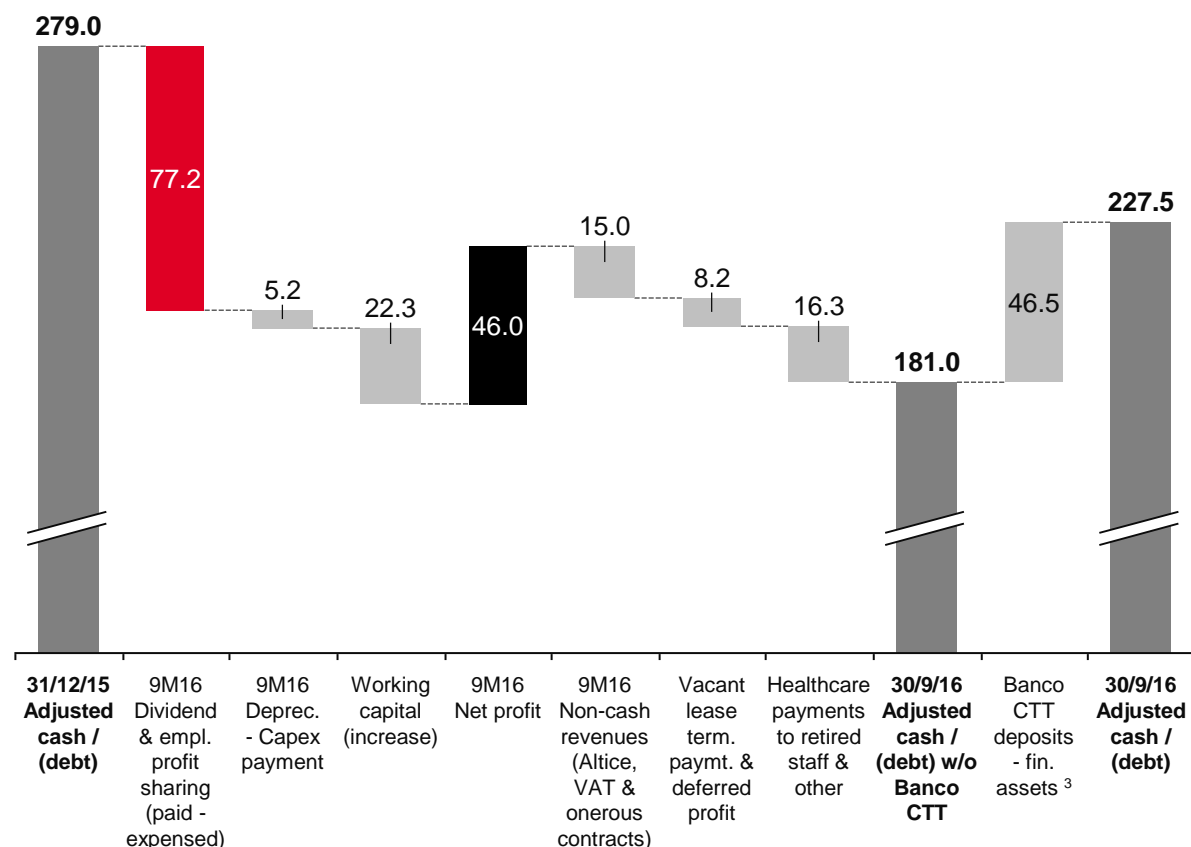
Cash flow

€ million, % change vs. 9M15

	Reported		Adjusted ¹	
	9M16	Δ %	9M16	Δ %
From operating activities	212.4	>>	171.7	>>
Cash flow excl. Banco CTT	49.1	-10.7	8.4	-88.8
Banco CTT cash flow	163.3	>>	163.3	>>
From investing activities	-153.5	<<	-153.5	<<
Capex payments ²	-25.1	-9.4	-25.1	-9.4
of which Banco CTT	-9.1	-15.1	-9.1	-15.1
Banco CTT financial assets	-134.3	N/A	-134.3	N/A
Operating free cash flow	58.9	86.4	18.3	-64.6
From financing activities	-71.8	-8.7	-71.8	-8.7
Dividends	-70.3	-0.7	-70.3	-0.7
Other	2.1	N/A	2.1	N/A
Net change in cash	-10.9	68.5	-51.5	<<
Cash at end of period	592.8	-5.9	227.5	-13.9

Adjusted cash at the end of the period

€ million



¹ Cash flow from operating activities excluding changes in net Financial Services payables of -€19.9m (9M15) and +€40.6m (9M16), respectively. Cash at the end of the period excluding net Financial Services payables of €365.7m (Sep-15) and €365.3m (Sep-16).

² Capex payments presented in the table; Capex expense was €19.1m in 9M16 (€15.5m in 9M15).

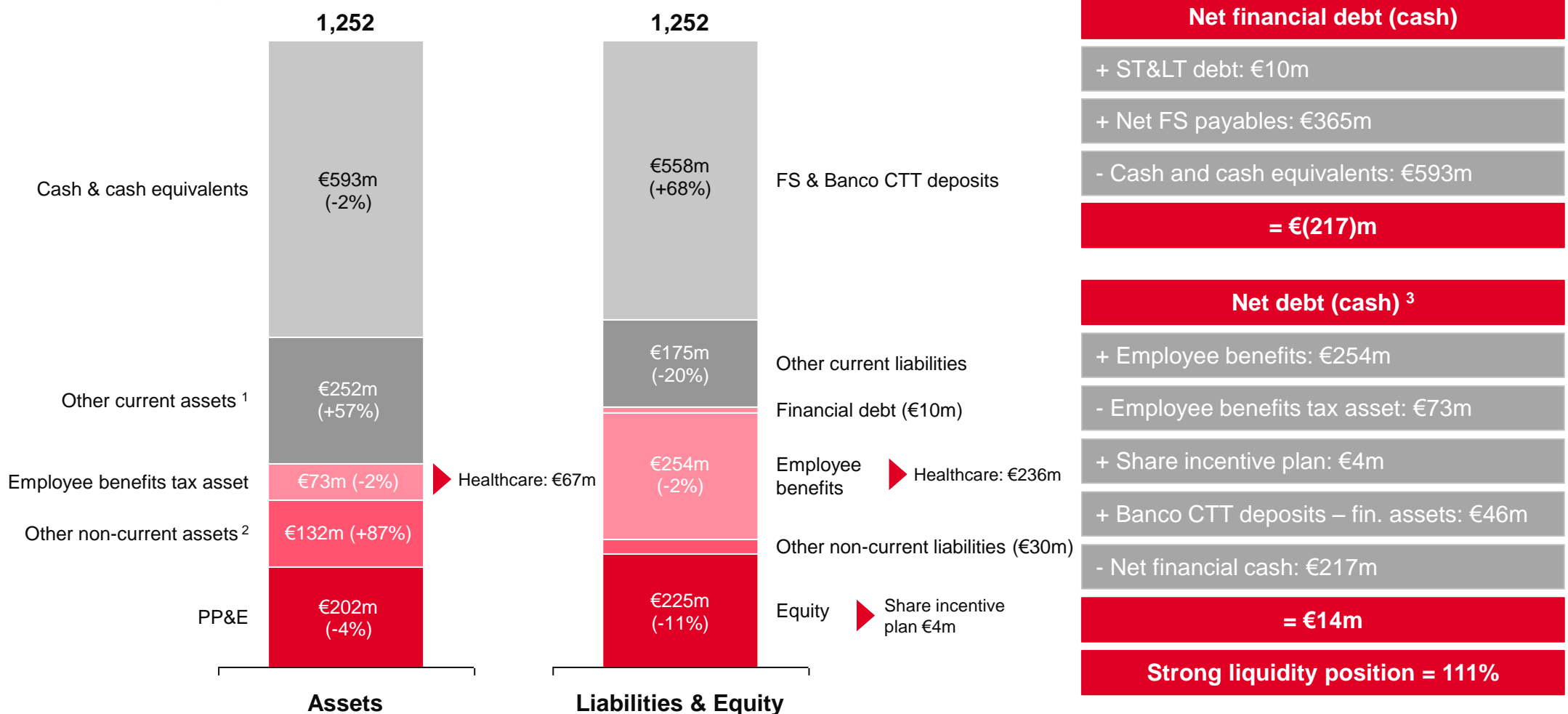
³ Cash from Banco CTT can only be used for operations in the scope of its activity.

KEY HIGHLIGHTS: THE CONSOLIDATED BALANCE SHEET REFLECTS A STRONG PICK-UP IN BANCO CTT DEPOSITS AND INVESTMENTS



Balance Sheet – 30 September 2016

€ million; % change vs. 31 December 2015



The decision regarding the transfer of part of the healthcare responsibilities to a fund delayed to 2017

¹ Including Financial Services receivables of €6.4m and €9.6m as at Dec-15 and Sep-16, respectively, and €73.1m in Banco CTT current financial assets (Sep-16).

² Including €63.1m in Banco CTT non-current financial assets (Sep-16).

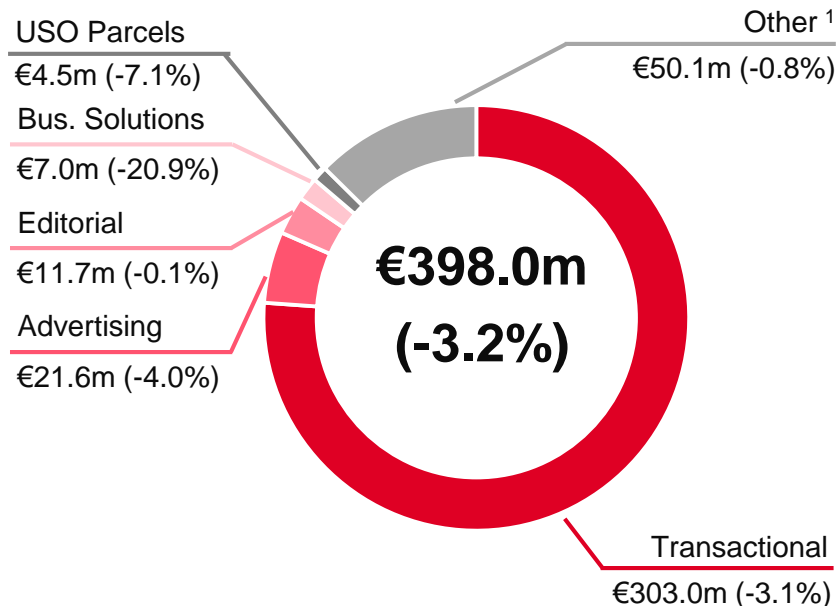
³ Excluding Banco CTT.

KEY HIGHLIGHTS: USE OF THE RETAIL & DISTRIBUTION NETWORKS BY OTHER BUSINESS UNITS INCREASES THE PROFITABILITY OF MAIL



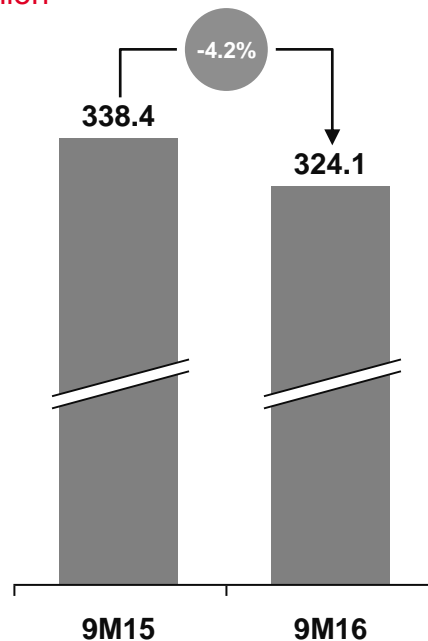
9M16 Mail revenues by type

€ million, % change vs. prior year



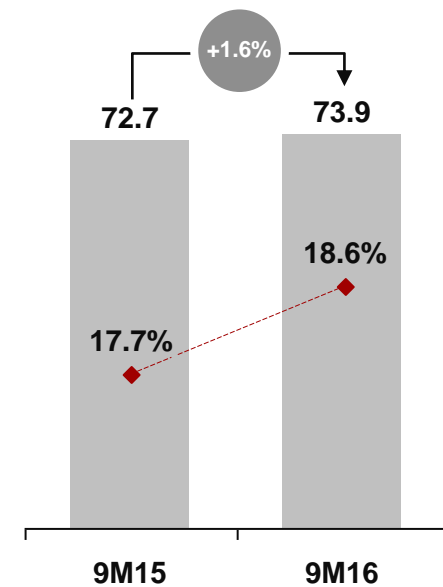
Recurring operating costs²

€ million



Recurring EBITDA²

€ million



■ Operating costs

◆ EBITDA Margin ■ EBITDA

Mail volumes by type

Metric	Avg. mail prices ⁴	Addressed mail	Transactional	Advertising	Editorial	Unaddressed mail
9M16 volumes ³	N/A	592.2	505.7	54.6	31.9	361.4
9M16 vs. 9M15	+1.4%	-3.1%	-3.3%	+0.6%	-6.8%	+4.8%

¹ Including +€2.5m from the Altice MoU terminating in Dec-16, improvements made in the VAT deduction methodology procedures (+€2.4m), and decline in international mail exchange rate differences revenues (-€1.2m).

² Excluding amortisation, depreciation, provisions, impairment losses & non-recurring costs. Including Banco CTT recurring operating costs of -€0.3m booked in Mail business unit in 9M16.

³ Million items.

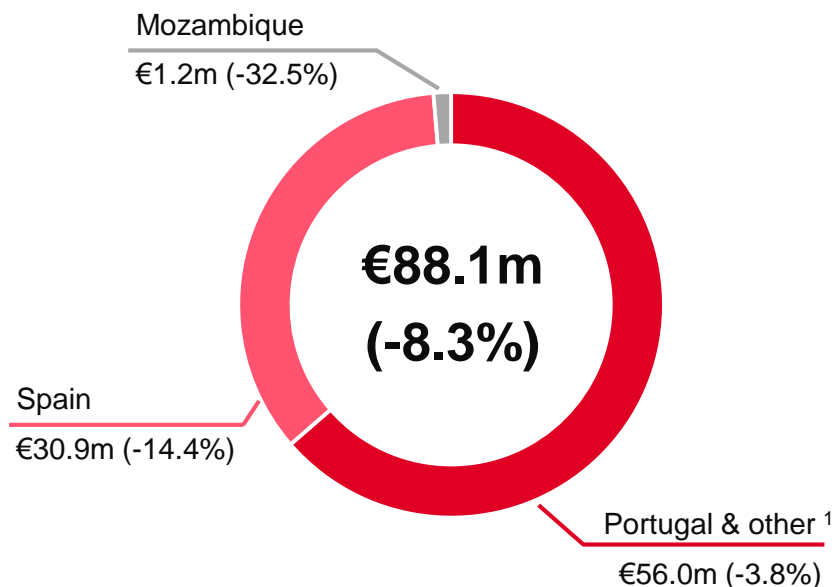
⁴ USO, excluding international inbound mail.

KEY HIGHLIGHTS: E&P REVENUES CONTINUE TO BE AFFECTED BY THE PRIOR CANCELLATION OF LARGE CONTRACTS; NEW INITIATIVES UNDERWAY



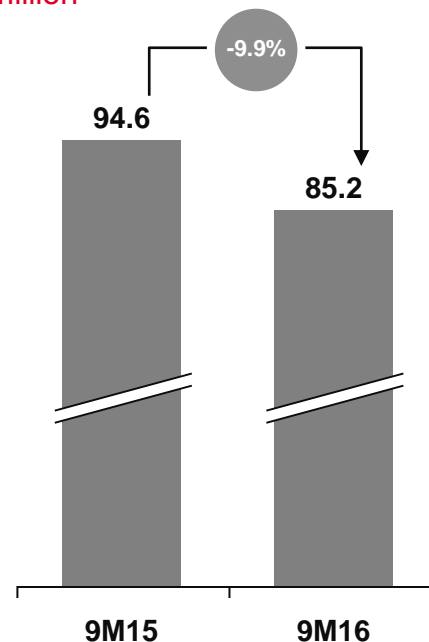
9M16 E&P revenues by region

€ million, % change vs. prior year



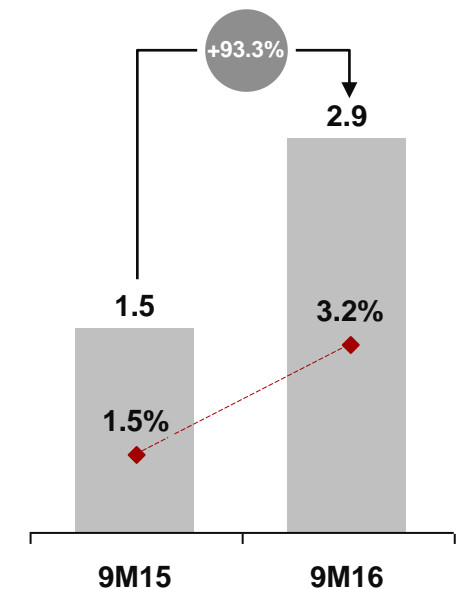
Recurring operating costs ²

€ million



Recurring EBITDA ²

€ million



■ Operating costs

◆ EBITDA Margin ■ EBITDA

E&P volumes by region

Metric	Total	Portugal	Spain	Mozambique
9M16 volumes ³	19.3	10.5	8.7	0.06
9M16 vs. 9M15	-7.2%	-2.1%	-12.7%	+0.0%

¹ Including internal and other revenues, and internal transactions with Spain and Mozambique. Including +€2.5m from the MoU with Altice terminating in Dec-16.

² Excluding amortisation, depreciation, provisions, impairment losses & non-recurring costs.

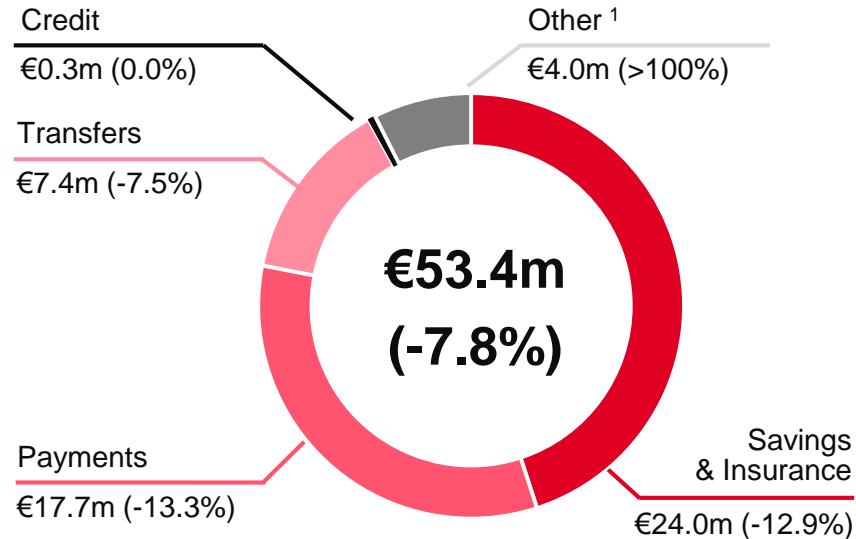
³ Million items.

KEY HIGHLIGHTS: SAVINGS & INSURANCE REVENUES RECOVER IN 3Q16, ALTHOUGH STILL BELOW 2015 DUE TO JAN-15 COMPARISON EFFECT



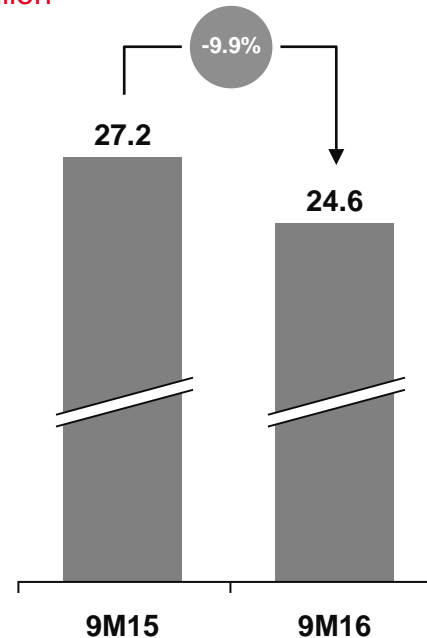
9M16 FS revenues by type

€ million, % change vs. prior year



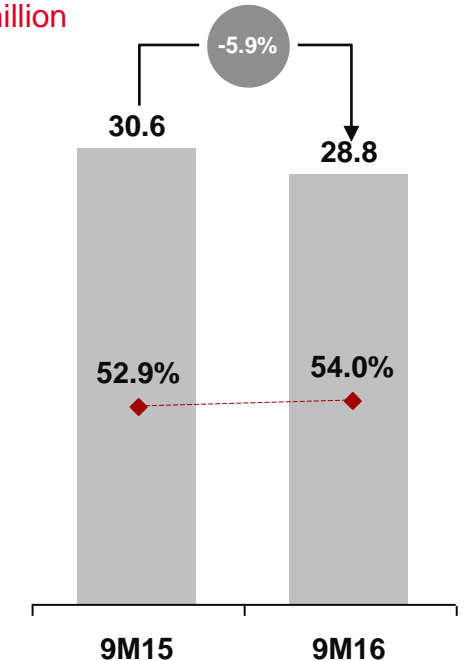
Recurring operating costs²

€ million



Recurring EBITDA²

€ million



Operating costs

EBITDA Margin EBITDA

FS volumes by type

Metric	Savings placements ³	Payments ⁴	Money orders & transfers ⁴	Credit ⁵
9M16 volumes	2.9	44.1	14.0	8.4
9M16 vs. 9M15	-18.1%	-6.0%	-4.4%	+35.7%

¹ Including +€2.5m from the MoU with Altice terminating in Dec-16 and +€1.1m from the improvements made in the VAT deduction methodology procedures.

² Excluding amortisation, depreciation, provisions, impairment losses & non-recurring costs. Including Banco CTT recurring operating costs of €2.8m booked in FS business unit in 9M15.

³ Amount of savings & insurance products placements (€ billion).

⁴ Million operations.

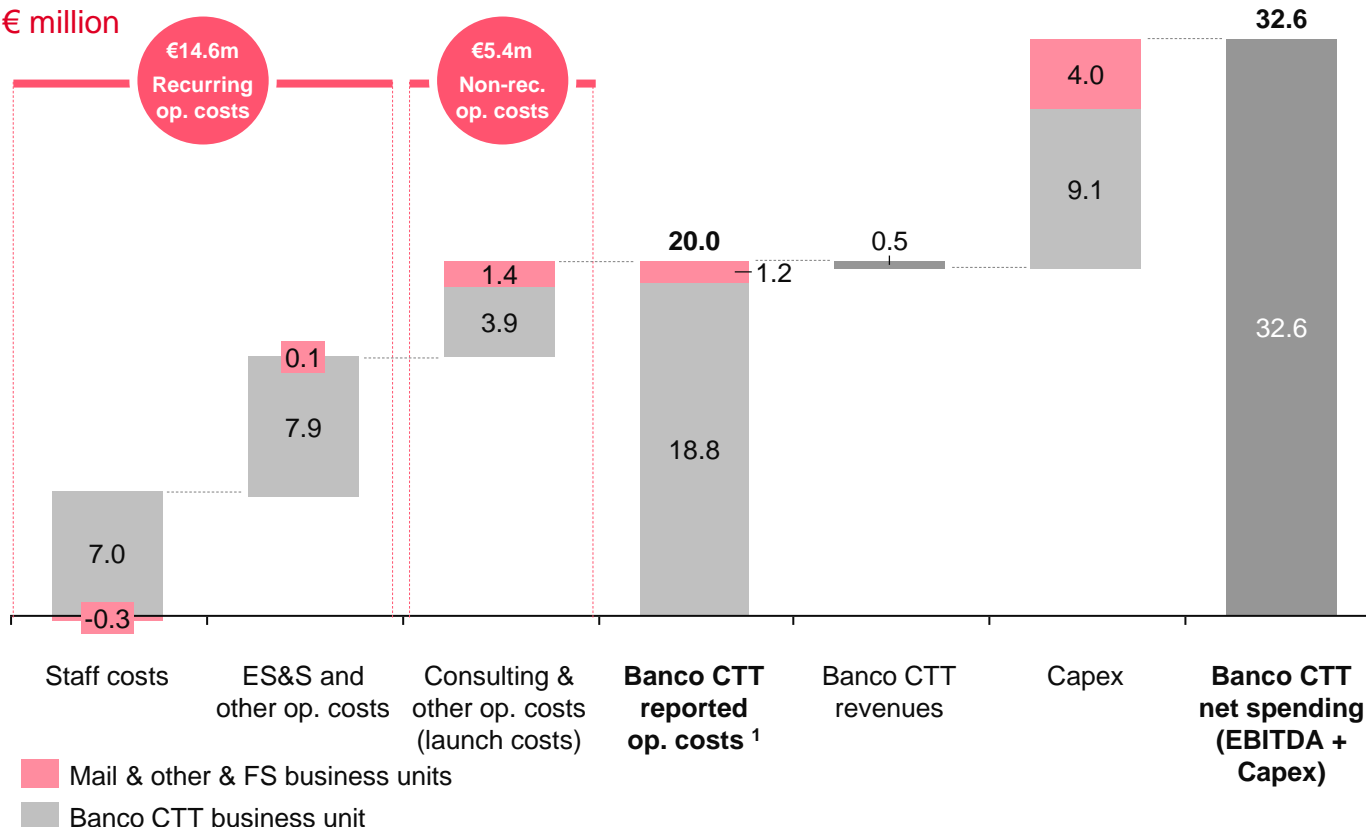
⁵ € million, new credit production, including consumer credit & credit cards.

KEY HIGHLIGHTS: BANCO CTT PROJECT SPEND WITHIN TARGET; CUSTOMER ACCOUNTS DOUBLE AND DEPOSITS TRIPLE IN THE QUARTER



9M16 Banco CTT key indicators

€ million



ASSETS

€66.5m	Cash & cash equivalents & other ²
€132.3m	Financial assets & investments ³
€17.8m	Tangible fixed & intangible assets
€3.0m	Credit to clients
€7.6m	Other assets

EQUITY

€38.5m	Equity
--------	--------

LIABILITIES

€182.3m	Customer deposits
€6.4m	Other liabilities



106

Branches



45.1

Current accounts
(thousand)



182.3

Customer deposits
(€ million)



32.6%

Core Equity Tier 1
(fully implemented)

Banco CTT indicators as at 30 September 2016.

¹ Excluding depreciation / amortisation, impairments and provisions.

² Including cash and deposits at Central Banks (€11.5m) and deposits in other credit institutions (€55.0m).

³ Including investments held to maturity (€64.1m), applications in other credit institutions (€46.8m) and financial assets available for sale (€21.4m).

Revenues & volumes

- **Addressed mail volumes decline expected to be closer to the -3% bound of the initially forecasted range** [-3% to - 5%], but continued negative mix effect (registered mail volumes decline) makes the **flat revenues guidance difficult to achieve**
- **Revenues generation initiatives** in FS (e.g. payments) and E&P (e.g. modular offer) underway in Portugal and Spain, but **with limited impact in 2016**
- **Banco CTT focused on client acquisitions in 2016** in order to begin the monetisation of the client base through an expansion of its product offer, namely launch of mortgage loans and consumer credit

Operating costs & EBITDA

- **Recurring operating costs decline as a result of efficiency measures**, which has enabled CTT to **partially absorb Banco CTT costs and the decline in revenues**
- FY16 recurring EBITDA guidance remains challenging, but **resilient 3Q16 performance provides a strong base for 2H16**

Earnings & dividend

- **Dividend policy reaffirmed** based on strong liquidity position (111%) and cash flow generation prospects
- Despite a challenging 2016, **the Board is confident that it will be able to propose a minimum dividend of €0.48 per share for the financial year**, payable in 2017

01. Sector & company overview

02. Key highlights – 9M16

03. Strategy update

04. Recent developments



STRATEGY UPDATE: FINE-TUNING OF THE KEY STRATEGIC LEVERS TO ENSURE THE SUSTAINABILITY OF REVENUES & EBITDA GROWTH



COMMERCIAL EXCELLENCE

Redefine an integrated commercial approach to identify and fully meet our clients' needs and preferences

1



OPERATIONAL EFFICIENCY

Focus on continuous improvement of processes and operations to enhance profitability

2



MAIL

Preserve the value of the mail business



EXPRESS & PARCELS

Capture the growth trend in parcels



FINANCIAL SERVICES

Develop the non-banking products



BANCO CTT

From a successful launch to a profitable operation



3

FINANCIAL STRENGTH

PROXIMITY
(NETWORK & BRAND)

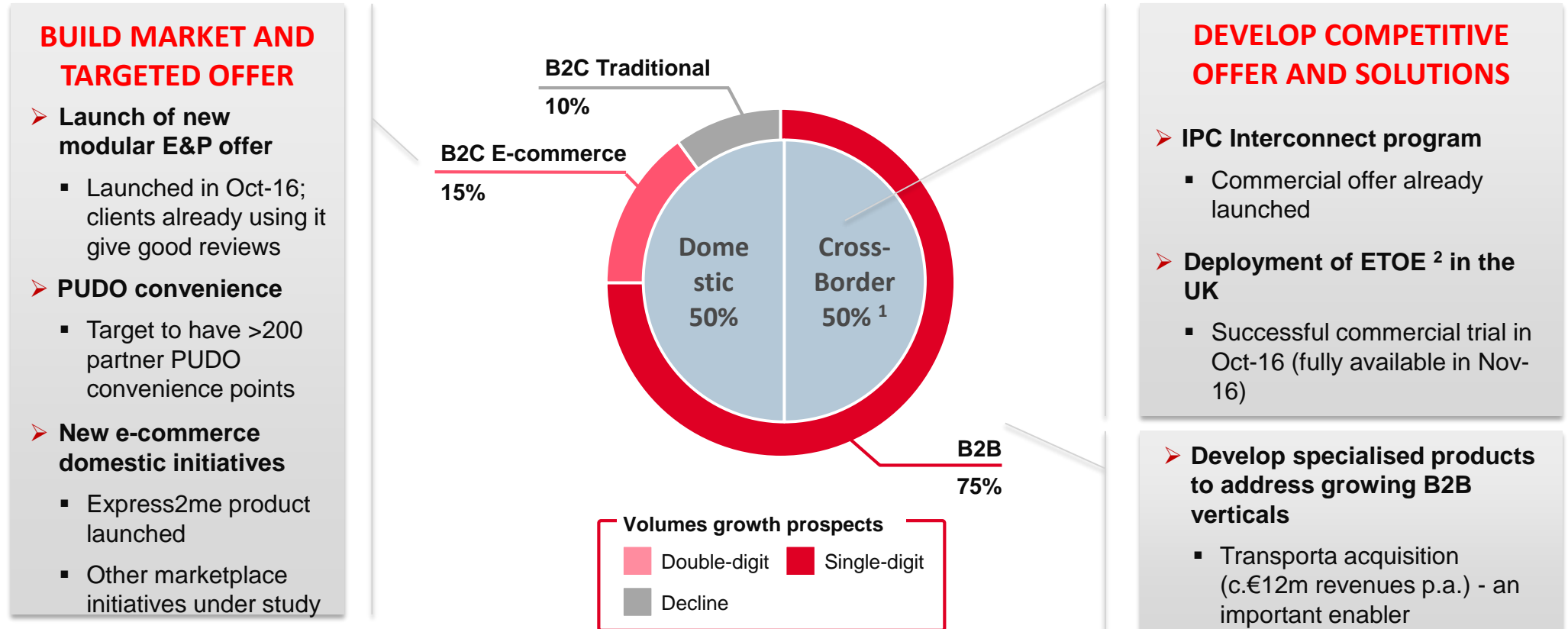
CULTURAL
TRANSFORMATION

IT & DIGITAL

INNOVATION

E&P Portugal market split by type

2015; % of total market (including domestic & cross-border)



- Portuguese e-commerce market still strongly dependent of international offer, putting a challenge to domestic players to also address cross-border flows with a competitive offer – quite different from other European countries where the domestic market is relevant
- Initiatives to increase the domestic market and share in the growing B2C market: expected to deliver return to revenues growth in 2017
- Tourline turnaround (inorganic option also considered) – EBITDA break-even expected by 4Q17 along an improving path with the new Amazon contract an important contributor

¹ Spain = 1/3 of the cross-border flows and growing at 10% p.a. (more than the overall cross-border market);

² ETOE: Extraterritorial Office of Exchange.

TRACK RECORD OF OPERATIONAL EFFICIENCY...

...FURTHER ENHANCING THE FOCUS ON THIS LEVER IN THE FUTURE

Executed initiatives; 2011-2016 (non-exhaustive)

		<u>Main objectives</u>	<u>Timeline</u>	<u>Impact p.a.</u>
Postal delivery offices optimisation	New production & logistics network architecture	<ul style="list-style-type: none"> Deployment of new core operational network architecture, including site location, route and process optimisation 	2017	Up to €1.0m EBITDA
Introduction of segmented delivery				
Consolidation of sorting processes at main operational sites (Lisbon and Oporto)	On-foot urban routes motorisation	<ul style="list-style-type: none"> Migration of ~50% of on-foot urban routes to vehicle-based routes to increase quality of service and reduce time spent in motion 	FY18 phased deployment	Up to €0.5m EBITDA
Re-location of Printing & Finishing operation to the Lisbon Mail Sorting Centre				
Insourcing of mail digitalisation operations in Coimbra / Taveiro and Lisbon				
Large packages and Restmail automation	Optimisation of customs activities	<ul style="list-style-type: none"> Insourcing of customs broker functions. Changes in customs fees, including the creation of a priority fee for items picked-up by clients at the customs reception counter 	1Q17	Up to €1.0m additional revenues
Delivery of >70% of Express & Parcels volumes by the Mail distribution network				

New optimisation initiatives planned for the next 24 months with estimated 1%-2% positive impact on Mail EBITDA, mitigating the impact of the structural decline in addressed mail volumes

Up to €2.5m of additional EBITDA p.a.



Launch achievements

Next steps

Network & distribution model

- **Banco CTT opened in 137 CTT post offices (end of Oct-16) and a head office** (with widespread geographical presence), benefiting from the high capillarity of the CTT Retail Network
- Investment / branch refurbishment **costs aligned with business plan**

- Presence in c. **200 post offices by the end of 2016**
- The high market acceptance and digital profile of clients provides support for **Banco CTT to open in up to 100 additional post offices with dedicated space in the next years**, with the possibility of pursuing a lighter branch model in the future

Client profile and digital channels

- **High market acceptance** - >45K accounts opened by the end of Sep-16 (above plan)
- Younger than expected customer base with **strong digital engagement**
- **Digital (web and mobile) presence**

- Increase market acceptance, continue to **attract clients based on the capillarity, brand, wide product offer (e.g. launch of the mortgage offer in 1Q17)**
- The main investments will continue to be in **IT systems and digital channels** (expected to be c. 50% lower than the original plan)

Product strategy

- **Simple deposits / customer acquisition offer**, aligned with the bank's principles of **simplicity and value for money** available since March 2016
- **Mortgages operational and risk frameworks** in place
- **Consumer loans and credit cards** (partner Cetelem) available since Sep-16
- **Healthcare insurance** – contract signed with partner Fidelidade

- **Deposit prices aligned with the market**
- **Go-live of the mortgage offer in 1Q17**
- Launch **life and property insurance** (third-party offer) to support the mortgage business
- Pursue **alternative applications for deposits** (potential acquisition of asset portfolios)
- Increase **transactionality and cross-selling**
- Sizeable, profitable and complementary **inorganic options under consideration**

01. Sector & company overview

02. Key highlights – 9M16

03. Strategy update

04. Recent developments





Promissory agreement for the sale of former head office

- Real estate property owned by CTT located at Rua de São José in Lisbon
- Sale in line with the strategy of disposal of non-strategic assets when the necessary market conditions are met
- Total price due for the sale is €25m (an accounting gain of approximately €16m, with a tax impact of circa €2m when the parties sign the public deed of the definitive sale, in maximum of 12 months from 15 December 2016)
- €2.5m deposit received by CTT in 2016 (non-refundable)

Acquisition of Transporta - Transportes Porta a Porta, S.A.

- Freight distribution and cargo transport market entity (>30kg parcels)
- Allows CTT to provide integrated solutions for its customers' various logistics and delivery needs
- €12m of revenues p.a., estimated EBITDA accretive from 2018 onwards
- Price of €1.5m, subject to adjustments depending on the synergies generated over the next 3 years



Banco CTT captures more than 100 thousand clients in 2016

- Circa 105 thousand clients, circa 74 thousand current accounts and >250m of customer deposits in 2016 (9 months of operation)
- Consumer credit products (partnership with Cetelem) launched in the bank, with production of consumer loans >€2.5m per month. More than 10 thousand credit cards sold in 2016.
- Launch of mortgage credit product in January 2017

CTT. CONSIGO 24H



CTT Investor Relations

Upcoming Events:

- 1 Feb. – **Madrid** – Santander Iberian Equities Conference
- 10 Mar. – **Lisbon** – Roadshow with Caixa BI
- 13 Mar. – **Edinburgh** – Roadshow with JP Morgan
- 14 Mar. – **London** – Roadshow with Barclays
- 15 Mar. – **Frankfurt** – Roadshow with Morgan Stanley
- 16 Mar. – **Madrid** – Roadshow with BPI

Contacts:

Phone: +351 210 471 857

E-mail: investors@ctt.pt